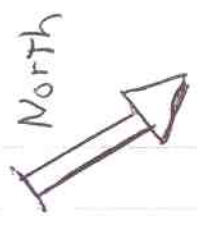



Sample point A

LRO-DIO PA-171



AMD
↓ ↓ ↓



Siphon



~~Settling Pond~~

V.F.W.


Auto Flush



Sample Point C


Flow

Sample Point D



Sample Point E

Flow



Flow

Discharge TO Stream

Long's Run

Sample Point F

Entrance

Long Run Road

